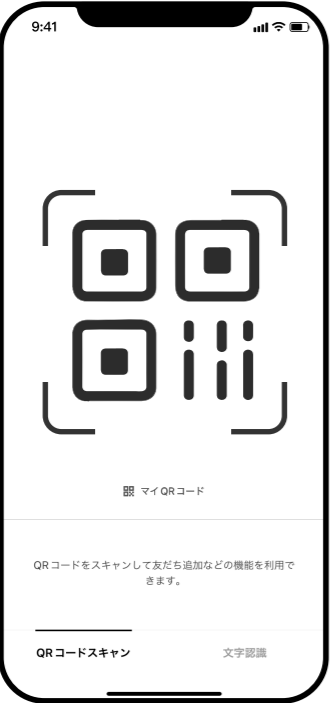



Start Order

Mobile Order User Guide

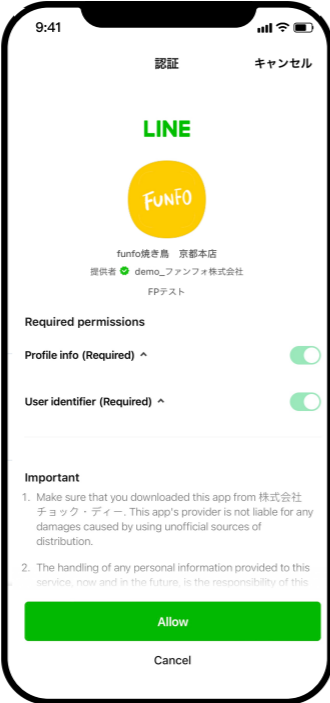
1 Scan with smartphones

Scan QR code
Scan with camera or LINE application




※no necessary to add friend

Authorize
Tap 「Allow」 button and access to menu




2 Choose dishes

Add dishes to cart
Tap dishes to check details and add to cart



Check details
Options are displayed on the detail page



3 Place order

Confirm order
Tap 「View Cart」 or 「🛒」 to check cart



Place order
Tap 「Place Order」 button to send order information to restaurants